

CERTIFIED RADON RESULTS

REPORT #: BR0005847
DATE: 07/31/20



RADON RESULTS SUMMARY

Radon Test Conducted For:

Sample Test

Property Tested:

Sample Report Centennial, CO

Test Site:	Serial #	EPA Protocol Avg:	Temp:	Humidity:	Pressure:
1) Bedroom	010951	3.72 pCi/L	77.4 °F	34.2%	83.4 kPA
2)					
3)					
4)					

Recommendations:

Mitigation is recommended:
At least one test site at this property tested above the EPA 4.0 pCi/L Action Level.

No additional mitigation recommended at this time: Conduct a follow-up test in an opposite season, every two years and/or upon significant structural and/or HVAC modifications.

Property Results



Quality Controls & Test Validation

Test duration meets EPA minimum requirement of 48 hours. No indication of severe weather interference. No tampering or other interference was detected.

MITIGATION RECOMMENDATIONS

The EPA recommends homes be mitigated if the radon level is 4.0 pCi/L (picocuries per liter) or more. A follow-up test is recommended every 2 years and every time the dwelling undergoes major structural and/or HVAC changes. The mitigation recommendation shown on this report is determined based on the EPA Protocol Avg. to account for ramp up time.

MEASUREMENT RESULTS

This property was tested for the presence of radon gas according to short-term testing protocols for real estate transactions. The test is considered a screening of average radon gas concentrations at the specific test location(s) during the measurement period only. Indoor radon levels fluctuate daily, seasonally, and annually based on human occupancy, mechanical appliance usage, weather, and other factors.

TEST LOCATIONS

The greatest exposure to radon in the home; rooms that are in contact with the ground, below ground, and immediately above. For this reason, this home was tested in the livable area(s) in accordance with EPA and state guidelines. Radon detection devices are never placed in unlivable spaces such as crawlspaces, sump pits, closets, etc.

HEALTH RISK

The average indoor radon concentration nationwide is about 1.3 pCi/L. An individual that has never smoked, exposed to 1.3 pCi/L has a 2 in 1,000 chance of dying from lung cancer while a smoker has a 20 in 1,000 chance of dying from lung cancer. There is no safe level of exposure to radon. For more information on this please visit: <https://www.epa.gov/radon/citizens-guide-radon-guide-protecting-yourself-and-your-family-radon>

INTERFERENCE

Significant quality control efforts were made to protect the integrity of this sampling. This includes interference due to tampering. Breeze Radon Monitoring Systems cannot provide any warranty against tampering while measurement devices were under control of an interested party and/or his or her representatives such as in real estate transactions. Breeze Radon Monitoring Systems and its representatives cannot provide any warranty for the consequences of erroneous test results and cannot be held liable under any charges or claims for losses.

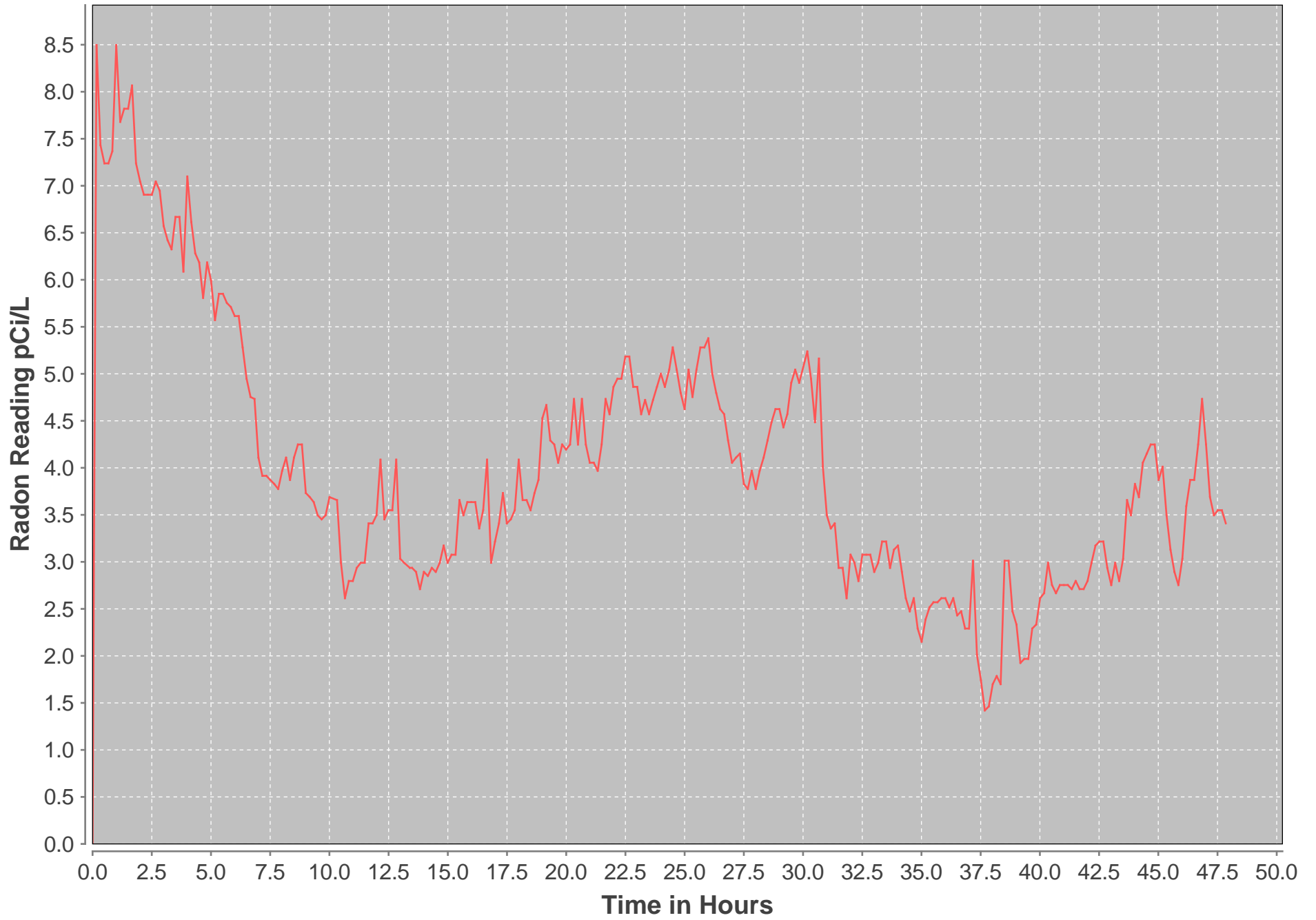
For More Information:



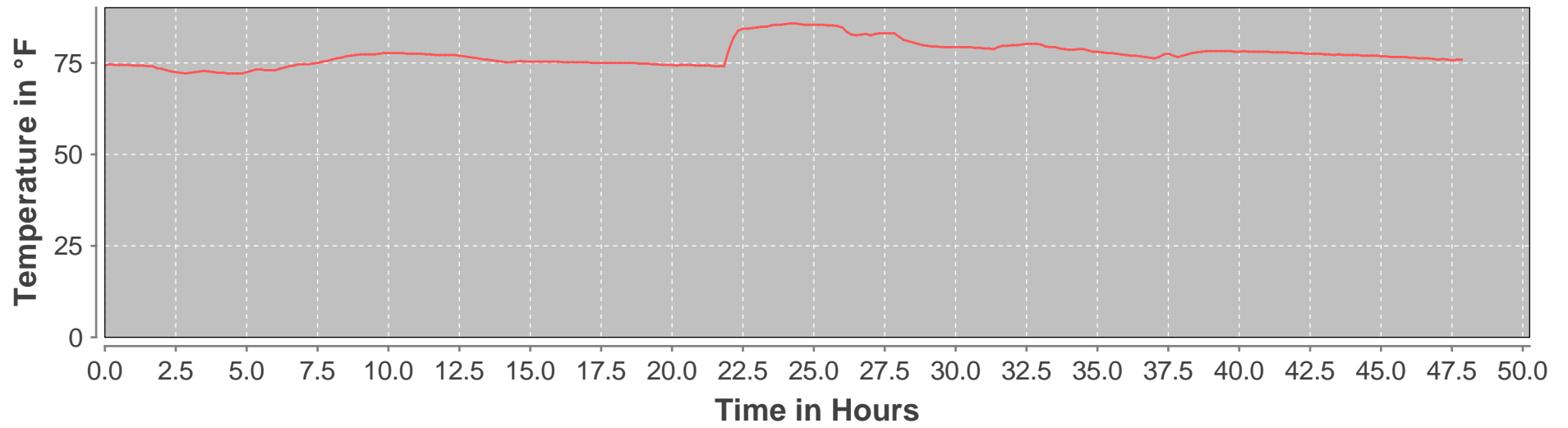
Assurity Inspections LLC in Littleton, CO
80122
(720) 272-7564
bill@assurityinspections.com
www.AssurityInspections.com



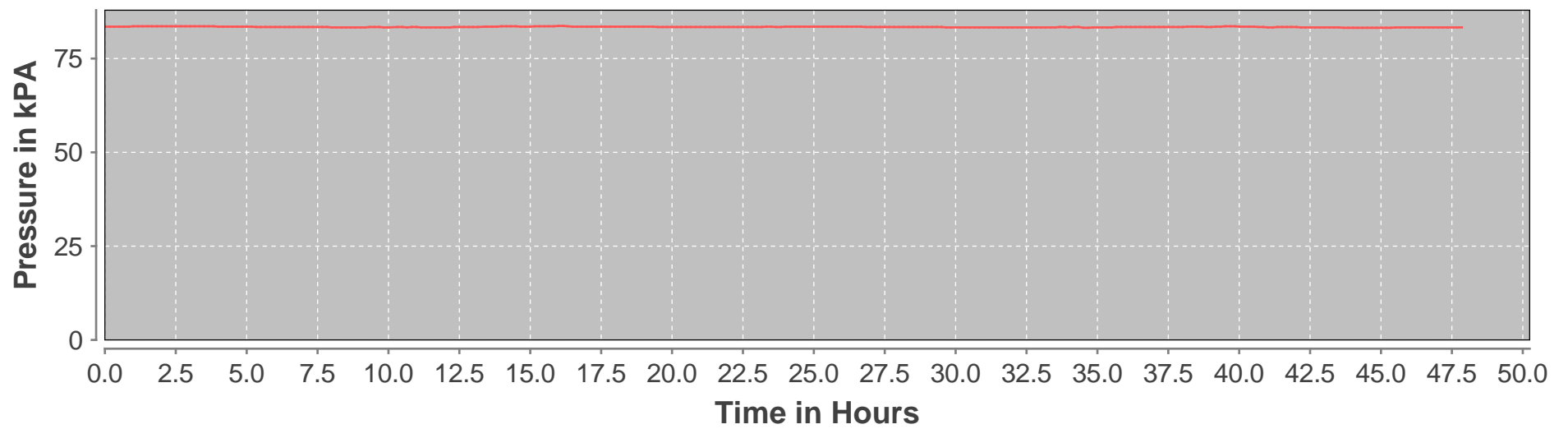
Radon Readings




Temperature Readings



Pressure Readings



Device Placement: Latitude ##### Longitude -#####



Data Readings for Test Site Bedroom

Reading Time Stamp	Radon Reading pCi/L	Temp °F	Humidity	Pressure kPA	Tampered
07/31/20 07:28 AM MDT	0.00	74.30	40.7%	83.54	NO
07/31/20 07:38 AM MDT	8.50	74.66	40.3%	83.53	NO
07/31/20 07:48 AM MDT	7.43	74.48	40.3%	83.53	NO
07/31/20 07:58 AM MDT	7.24	74.48	40.3%	83.54	NO
07/31/20 08:08 AM MDT	7.24	74.48	40.3%	83.54	NO
07/31/20 08:18 AM MDT	7.37	74.48	40.3%	83.54	NO
07/31/20 08:28 AM MDT	8.50	74.30	40.3%	83.55	NO
07/31/20 08:38 AM MDT	7.68	74.30	40.4%	83.55	NO
07/31/20 08:48 AM MDT	7.82	74.30	40.4%	83.55	NO
07/31/20 08:58 AM MDT	7.82	74.12	40.5%	83.56	NO
07/31/20 09:08 AM MDT	8.07	74.12	39.3%	83.55	NO
07/31/20 09:18 AM MDT	7.24	73.58	38.7%	83.55	NO
07/31/20 09:28 AM MDT	7.04	73.40	38.4%	83.55	NO
07/31/20 09:38 AM MDT	6.90	73.04	38.4%	83.55	NO
07/31/20 09:48 AM MDT	6.90	72.68	38.3%	83.55	NO
07/31/20 09:58 AM MDT	6.90	72.50	38.4%	83.55	NO
07/31/20 10:08 AM MDT	7.04	72.32	38.4%	83.56	NO
07/31/20 10:18 AM MDT	6.95	72.14	38.6%	83.56	NO
07/31/20 10:28 AM MDT	6.57	72.32	39.0%	83.57	NO
07/31/20 10:38 AM MDT	6.42	72.50	39.1%	83.57	NO
07/31/20 10:48 AM MDT	6.32	72.68	39.2%	83.56	NO
07/31/20 10:58 AM MDT	6.67	72.86	39.2%	83.56	NO
07/31/20 11:08 AM MDT	6.67	72.68	38.6%	83.55	NO
07/31/20 11:18 AM MDT	6.09	72.50	38.7%	83.55	NO
07/31/20 11:28 AM MDT	7.10	72.32	38.8%	83.54	NO
07/31/20 11:38 AM MDT	6.61	72.32	38.9%	83.52	NO
07/31/20 11:48 AM MDT	6.28	72.14	38.9%	83.51	NO
07/31/20 11:58 AM MDT	6.18	72.14	39.0%	83.50	NO
07/31/20 12:08 PM MDT	5.81	72.14	39.0%	83.48	NO
07/31/20 12:18 PM MDT	6.18	72.14	39.1%	83.48	NO
07/31/20 12:28 PM MDT	5.99	72.50	39.3%	83.47	NO
07/31/20 12:38 PM MDT	5.57	72.86	39.3%	83.46	NO
07/31/20 12:48 PM MDT	5.85	73.22	39.1%	83.45	NO
07/31/20 12:58 PM MDT	5.85	73.22	38.6%	83.44	NO
07/31/20 01:08 PM MDT	5.75	73.04	38.6%	83.44	NO
07/31/20 01:18 PM MDT	5.71	73.04	38.7%	83.43	NO
07/31/20 01:28 PM MDT	5.61	73.04	38.9%	83.43	NO
07/31/20 01:38 PM MDT	5.61	73.40	39.1%	83.42	NO
07/31/20 01:48 PM MDT	5.28	73.76	39.1%	83.42	NO

Data Readings for Test Site net.isg.data.breeze.RadonTestLocation@244497c3 (Continued)

Reading Time Stamp	Radon Reading pCi/L	Temp °F	Humidity	Pressure kPA	Tampered
07/31/20 02:08 PM MDT	4.75	74.30	39.1%	83.40	NO
07/31/20 02:18 PM MDT	4.73	74.66	38.7%	83.39	NO
07/31/20 02:28 PM MDT	4.11	74.66	38.6%	83.40	NO
07/31/20 02:38 PM MDT	3.91	74.66	38.5%	83.38	NO
07/31/20 02:48 PM MDT	3.91	74.84	38.6%	83.37	NO
07/31/20 02:58 PM MDT	3.87	75.02	38.7%	83.38	NO
07/31/20 03:08 PM MDT	3.83	75.38	38.4%	83.37	NO
07/31/20 03:18 PM MDT	3.78	75.56	38.2%	83.36	NO
07/31/20 03:28 PM MDT	3.97	75.92	37.9%	83.33	NO
07/31/20 03:38 PM MDT	4.11	76.28	37.7%	83.32	NO
07/31/20 03:48 PM MDT	3.87	76.46	37.5%	83.32	NO
07/31/20 03:58 PM MDT	4.11	76.82	37.2%	83.30	NO
07/31/20 04:08 PM MDT	4.25	77.00	36.9%	83.31	NO
07/31/20 04:18 PM MDT	4.25	77.18	36.6%	83.33	NO
07/31/20 04:28 PM MDT	3.73	77.36	36.2%	83.33	NO
07/31/20 04:38 PM MDT	3.69	77.36	35.9%	83.35	NO
07/31/20 04:48 PM MDT	3.64	77.36	35.6%	83.36	NO
07/31/20 04:58 PM MDT	3.50	77.36	35.4%	83.37	NO
07/31/20 05:08 PM MDT	3.45	77.54	35.0%	83.39	NO
07/31/20 05:18 PM MDT	3.50	77.72	34.6%	83.31	NO
07/31/20 05:28 PM MDT	3.69	77.72	34.5%	83.33	NO
07/31/20 05:47 PM MDT	3.66	77.72	34.1%	83.36	NO
07/31/20 05:57 PM MDT	2.99	77.72	34.1%	83.36	NO
07/31/20 06:07 PM MDT	2.61	77.54	34.0%	83.33	NO
07/31/20 06:17 PM MDT	2.80	77.54	33.9%	83.37	NO
07/31/20 06:27 PM MDT	2.80	77.54	33.8%	83.38	NO
07/31/20 06:37 PM MDT	2.94	77.54	33.6%	83.33	NO
07/31/20 06:47 PM MDT	2.99	77.36	33.4%	83.33	NO
07/31/20 06:57 PM MDT	2.99	77.36	33.3%	83.33	NO
07/31/20 07:07 PM MDT	3.41	77.18	33.2%	83.33	NO
07/31/20 07:17 PM MDT	3.41	77.18	33.1%	83.34	NO
07/31/20 07:27 PM MDT	3.50	77.18	34.7%	83.33	NO
07/31/20 07:37 PM MDT	4.09	77.18	36.5%	83.35	NO
07/31/20 07:47 PM MDT	3.45	77.18	35.8%	83.39	NO
07/31/20 07:57 PM MDT	3.55	77.00	35.3%	83.38	NO
07/31/20 08:07 PM MDT	3.55	76.82	35.1%	83.40	NO
07/31/20 08:17 PM MDT	4.09	76.64	34.7%	83.40	NO
07/31/20 08:27 PM MDT	3.03	76.46	34.4%	83.38	NO
07/31/20 08:37 PM MDT	2.99	76.28	34.2%	83.39	NO

Data Readings for Test Site net.isg.data.breeze.RadonTestLocation@244497c3 (Continued)

Reading Time Stamp	Radon Reading pCi/L	Temp °F	Humidity	Pressure kPA	Tampered
07/31/20 08:57 PM MDT	2.94	75.92	32.9%	83.49	NO
07/31/20 09:07 PM MDT	2.89	75.74	32.8%	83.51	NO
07/31/20 09:17 PM MDT	2.71	75.56	32.8%	83.53	NO
07/31/20 09:27 PM MDT	2.89	75.38	32.8%	83.57	NO
07/31/20 09:37 PM MDT	2.85	75.20	33.0%	83.58	NO
07/31/20 09:47 PM MDT	2.94	75.20	33.5%	83.59	NO
07/31/20 09:57 PM MDT	2.89	75.38	33.7%	83.64	NO
07/31/20 10:07 PM MDT	2.99	75.56	34.4%	83.54	NO
07/31/20 10:17 PM MDT	3.17	75.38	34.9%	83.52	NO
07/31/20 10:27 PM MDT	2.99	75.38	35.1%	83.53	NO
07/31/20 10:37 PM MDT	3.08	75.38	35.3%	83.57	NO
07/31/20 10:47 PM MDT	3.08	75.38	35.5%	83.58	NO
07/31/20 10:57 PM MDT	3.66	75.38	35.5%	83.58	NO
07/31/20 11:07 PM MDT	3.50	75.38	35.8%	83.60	NO
07/31/20 11:17 PM MDT	3.64	75.38	35.9%	83.64	NO
07/31/20 11:27 PM MDT	3.64	75.38	36.0%	83.69	NO
07/31/20 11:37 PM MDT	3.64	75.20	36.3%	83.67	NO
07/31/20 11:47 PM MDT	3.36	75.20	36.3%	83.61	NO
07/31/20 11:57 PM MDT	3.55	75.20	36.4%	83.54	NO
08/01/20 12:07 AM MDT	4.09	75.20	36.4%	83.52	NO
08/01/20 12:17 AM MDT	2.99	75.20	36.6%	83.47	NO
08/01/20 12:27 AM MDT	3.22	75.20	36.7%	83.46	NO
08/01/20 12:37 AM MDT	3.41	75.02	36.8%	83.48	NO
08/01/20 12:47 AM MDT	3.73	75.02	36.7%	83.49	NO
08/01/20 12:57 AM MDT	3.41	75.02	36.7%	83.50	NO
08/01/20 01:07 AM MDT	3.45	75.02	36.7%	83.50	NO
08/01/20 01:17 AM MDT	3.55	75.02	36.8%	83.50	NO
08/01/20 01:27 AM MDT	4.09	75.02	36.8%	83.50	NO
08/01/20 01:37 AM MDT	3.66	75.02	36.9%	83.49	NO
08/01/20 01:47 AM MDT	3.66	75.02	36.8%	83.49	NO
08/01/20 01:57 AM MDT	3.55	75.02	36.7%	83.48	NO
08/01/20 02:07 AM MDT	3.73	75.02	36.8%	83.47	NO
08/01/20 02:17 AM MDT	3.87	74.84	37.0%	83.48	NO
08/01/20 02:27 AM MDT	4.53	74.84	37.0%	83.47	NO
08/01/20 02:37 AM MDT	4.67	74.84	37.0%	83.46	NO
08/01/20 02:47 AM MDT	4.29	74.66	37.2%	83.46	NO
08/01/20 02:57 AM MDT	4.25	74.66	37.4%	83.45	NO
08/01/20 03:07 AM MDT	4.05	74.48	37.7%	83.44	NO
08/01/20 03:17 AM MDT	4.25	74.48	37.9%	83.44	NO

Data Readings for Test Site net.isg.data.breeze.RadonTestLocation@244497c3 (Continued)

Reading Time Stamp	Radon Reading pCi/L	Temp °F	Humidity	Pressure kPA	Tampered
08/01/20 03:37 AM MDT	4.25	74.30	38.2%	83.44	NO
08/01/20 03:47 AM MDT	4.73	74.48	38.1%	83.44	NO
08/01/20 03:57 AM MDT	4.25	74.48	37.9%	83.44	NO
08/01/20 04:07 AM MDT	4.73	74.48	37.8%	83.44	NO
08/01/20 04:17 AM MDT	4.25	74.30	38.0%	83.43	NO
08/01/20 04:27 AM MDT	4.05	74.30	37.9%	83.43	NO
08/01/20 04:37 AM MDT	4.05	74.30	37.8%	83.43	NO
08/01/20 04:47 AM MDT	3.97	74.30	37.8%	83.41	NO
08/01/20 04:57 AM MDT	4.25	74.12	37.4%	83.42	NO
08/01/20 05:07 AM MDT	4.73	74.12	37.6%	83.43	NO
08/01/20 05:17 AM MDT	4.57	74.12	37.4%	83.42	YES
08/01/20 05:27 AM MDT	4.86	78.44	33.1%	83.42	NO
08/01/20 05:37 AM MDT	4.95	81.86	29.7%	83.42	NO
08/01/20 05:47 AM MDT	4.95	83.84	28.0%	83.42	NO
08/01/20 05:57 AM MDT	5.18	84.38	27.3%	83.41	NO
08/01/20 06:07 AM MDT	5.18	84.38	27.3%	83.43	NO
08/01/20 06:17 AM MDT	4.86	84.56	27.1%	83.45	NO
08/01/20 06:27 AM MDT	4.86	84.74	27.0%	83.45	NO
08/01/20 06:37 AM MDT	4.57	84.92	26.8%	83.45	NO
08/01/20 06:47 AM MDT	4.72	84.92	26.8%	83.46	NO
08/01/20 06:57 AM MDT	4.57	85.28	26.7%	83.47	NO
08/01/20 07:07 AM MDT	4.72	85.46	26.4%	83.45	NO
08/01/20 07:17 AM MDT	4.86	85.46	26.5%	83.45	NO
08/01/20 07:27 AM MDT	5.00	85.64	26.4%	83.46	NO
08/01/20 07:38 AM MDT	4.86	85.82	26.2%	83.47	NO
08/01/20 07:49 AM MDT	5.04	85.82	26.5%	83.47	NO
08/01/20 07:58 AM MDT	5.28	85.64	26.6%	83.48	NO
08/01/20 08:08 AM MDT	5.04	85.46	26.7%	83.48	NO
08/01/20 08:18 AM MDT	4.80	85.46	26.7%	83.48	NO
08/01/20 08:28 AM MDT	4.62	85.46	26.9%	83.48	NO
08/01/20 08:38 AM MDT	5.04	85.46	27.2%	83.48	NO
08/01/20 08:48 AM MDT	4.75	85.46	27.1%	83.48	NO
08/01/20 08:58 AM MDT	5.04	85.28	27.2%	83.48	NO
08/01/20 09:08 AM MDT	5.28	85.28	27.3%	83.48	NO
08/01/20 09:18 AM MDT	5.28	85.10	27.3%	83.48	NO
08/01/20 09:28 AM MDT	5.38	84.74	27.7%	83.47	NO
08/01/20 09:38 AM MDT	5.00	83.48	28.8%	83.48	NO
08/01/20 09:48 AM MDT	4.80	82.76	29.8%	83.47	NO
08/01/20 09:58 AM MDT	4.62	82.58	30.5%	83.47	NO

Data Readings for Test Site net.isg.data.breeze.RadonTestLocation@244497c3 (Continued)

Reading Time Stamp	Radon Reading pCi/L	Temp °F	Humidity	Pressure kPA	Tampered
08/01/20 10:18 AM MDT	4.29	82.94	30.5%	83.45	NO
08/01/20 10:28 AM MDT	4.05	82.58	31.3%	83.45	NO
08/01/20 10:38 AM MDT	4.11	82.94	31.2%	83.45	NO
08/01/20 10:48 AM MDT	4.15	83.12	31.3%	83.44	NO
08/01/20 10:58 AM MDT	3.83	83.12	31.5%	83.43	NO
08/01/20 11:08 AM MDT	3.78	83.12	31.6%	83.43	NO
08/01/20 11:18 AM MDT	3.97	83.12	31.7%	83.42	NO
08/01/20 11:28 AM MDT	3.78	82.22	31.4%	83.42	NO
08/01/20 11:38 AM MDT	3.97	81.32	31.7%	83.42	NO
08/01/20 11:48 AM MDT	4.11	80.96	31.6%	83.40	NO
08/01/20 11:58 AM MDT	4.29	80.60	31.9%	83.39	NO
08/01/20 12:08 PM MDT	4.48	80.24	32.0%	83.39	NO
08/01/20 12:18 PM MDT	4.62	79.88	32.1%	83.38	NO
08/01/20 12:28 PM MDT	4.62	79.70	32.2%	83.38	NO
08/01/20 12:38 PM MDT	4.43	79.52	32.3%	83.37	NO
08/01/20 12:48 PM MDT	4.57	79.52	32.2%	83.37	NO
08/01/20 12:58 PM MDT	4.90	79.34	32.2%	83.37	NO
08/01/20 01:08 PM MDT	5.04	79.34	32.3%	83.35	NO
08/01/20 01:18 PM MDT	4.90	79.34	32.4%	83.33	NO
08/01/20 01:38 PM MDT	5.24	79.34	32.7%	83.32	NO
08/01/20 01:48 PM MDT	4.95	79.34	32.7%	83.31	NO
08/01/20 01:58 PM MDT	4.48	79.34	32.7%	83.32	NO
08/01/20 02:08 PM MDT	5.16	79.16	32.7%	83.33	NO
08/01/20 02:18 PM MDT	4.01	79.16	32.5%	83.32	NO
08/01/20 02:28 PM MDT	3.50	78.98	32.3%	83.32	NO
08/01/20 02:38 PM MDT	3.36	78.98	31.7%	83.33	NO
08/01/20 02:48 PM MDT	3.41	78.80	31.5%	83.33	NO
08/01/20 02:58 PM MDT	2.94	79.34	31.1%	83.35	NO
08/01/20 03:08 PM MDT	2.94	79.70	30.7%	83.27	NO
08/01/20 03:18 PM MDT	2.61	79.70	30.7%	83.30	NO
08/01/20 03:28 PM MDT	3.08	79.88	30.9%	83.31	NO
08/01/20 03:38 PM MDT	2.99	79.88	30.7%	83.33	NO
08/01/20 03:48 PM MDT	2.80	80.06	30.7%	83.32	NO
08/01/20 03:58 PM MDT	3.08	80.24	30.6%	83.30	NO
08/01/20 04:08 PM MDT	3.08	80.24	30.5%	83.26	NO
08/01/20 04:18 PM MDT	3.08	80.24	30.4%	83.27	NO
08/01/20 04:28 PM MDT	2.89	80.06	30.9%	83.28	NO
08/01/20 04:38 PM MDT	2.99	79.52	31.3%	83.29	NO
08/01/20 04:48 PM MDT	3.22	79.34	31.4%	83.28	NO

Data Readings for Test Site net.isg.data.breeze.RadonTestLocation@244497c3 (Continued)

Reading Time Stamp	Radon Reading pCi/L	Temp °F	Humidity	Pressure kPA	Tampered
08/01/20 05:08 PM MDT	2.94	78.98	31.3%	83.37	NO
08/01/20 05:18 PM MDT	3.13	78.80	31.6%	83.38	NO
08/01/20 05:28 PM MDT	3.17	78.62	31.5%	83.35	NO
08/01/20 05:38 PM MDT	2.89	78.62	31.4%	83.38	NO
08/01/20 05:48 PM MDT	2.61	78.80	31.1%	83.39	NO
08/01/20 05:58 PM MDT	2.47	78.80	31.2%	83.24	NO
08/01/20 06:08 PM MDT	2.61	78.44	31.1%	83.24	NO
08/01/20 06:18 PM MDT	2.29	78.08	31.2%	83.28	NO
08/01/20 06:28 PM MDT	2.15	78.08	31.4%	83.32	NO
08/01/20 06:38 PM MDT	2.39	77.90	31.3%	83.33	NO
08/01/20 06:48 PM MDT	2.52	77.72	31.4%	83.33	NO
08/01/20 06:58 PM MDT	2.57	77.72	31.2%	83.35	NO
08/01/20 07:08 PM MDT	2.57	77.54	31.2%	83.36	NO
08/01/20 07:18 PM MDT	2.61	77.36	31.2%	83.36	NO
08/01/20 07:28 PM MDT	2.61	77.18	31.2%	83.36	NO
08/01/20 07:38 PM MDT	2.52	77.00	31.5%	83.37	NO
08/01/20 07:48 PM MDT	2.61	77.00	31.8%	83.37	NO
08/01/20 07:58 PM MDT	2.43	76.82	31.7%	83.39	NO
08/01/20 08:08 PM MDT	2.47	76.64	31.8%	83.40	NO
08/01/20 08:18 PM MDT	2.29	76.46	31.8%	83.43	NO
08/01/20 08:28 PM MDT	2.29	76.28	31.8%	83.44	NO
08/01/20 08:38 PM MDT	3.01	76.64	32.2%	83.44	NO
08/01/20 08:48 PM MDT	2.01	77.36	32.1%	83.44	NO
08/01/20 08:58 PM MDT	1.74	77.54	31.6%	83.44	NO
08/01/20 09:08 PM MDT	1.42	77.00	31.6%	83.44	NO
08/01/20 09:18 PM MDT	1.46	76.64	32.0%	83.44	NO
08/01/20 09:28 PM MDT	1.70	77.00	32.2%	83.42	NO
08/01/20 09:38 PM MDT	1.79	77.36	32.2%	83.47	NO
08/01/20 09:48 PM MDT	1.70	77.72	32.0%	83.48	NO
08/01/20 09:58 PM MDT	3.01	77.90	32.0%	83.50	NO
08/01/20 10:08 PM MDT	3.01	78.08	32.0%	83.47	NO
08/01/20 10:18 PM MDT	2.47	78.26	32.2%	83.45	NO
08/01/20 10:28 PM MDT	2.33	78.26	32.4%	83.40	NO
08/01/20 10:38 PM MDT	1.93	78.26	32.4%	83.48	NO
08/01/20 10:48 PM MDT	1.97	78.26	32.4%	83.52	NO
08/01/20 10:58 PM MDT	1.97	78.26	32.5%	83.55	NO
08/01/20 11:08 PM MDT	2.29	78.26	32.7%	83.55	NO
08/01/20 11:18 PM MDT	2.33	78.08	32.9%	83.55	NO
08/01/20 11:28 PM MDT	2.61	78.08	33.0%	83.53	NO

Data Readings for Test Site net.isg.data.breeze.RadonTestLocation@244497c3 (Continued)

Reading Time Stamp	Radon Reading pCi/L	Temp °F	Humidity	Pressure kPA	Tampered
08/01/20 11:48 PM MDT	2.99	78.08	33.0%	83.48	NO
08/01/20 11:58 PM MDT	2.75	78.08	33.1%	83.48	NO
08/02/20 12:08 AM MDT	2.67	78.08	33.2%	83.45	NO
08/02/20 12:18 AM MDT	2.75	78.08	33.2%	83.40	NO
08/02/20 12:28 AM MDT	2.75	78.08	33.4%	83.35	NO
08/02/20 12:38 AM MDT	2.75	77.90	33.4%	83.33	NO
08/02/20 12:48 AM MDT	2.71	77.90	33.4%	83.39	NO
08/02/20 12:58 AM MDT	2.80	77.90	33.5%	83.40	NO
08/02/20 01:08 AM MDT	2.71	77.90	33.5%	83.38	NO
08/02/20 01:18 AM MDT	2.71	77.72	33.6%	83.38	NO
08/02/20 01:28 AM MDT	2.80	77.72	33.7%	83.36	NO
08/02/20 01:38 AM MDT	2.99	77.72	33.7%	83.35	NO
08/02/20 01:48 AM MDT	3.17	77.54	33.8%	83.35	NO
08/02/20 01:58 AM MDT	3.22	77.54	33.8%	83.32	NO
08/02/20 02:08 AM MDT	3.22	77.54	33.9%	83.32	NO
08/02/20 02:18 AM MDT	2.94	77.54	33.8%	83.31	NO
08/02/20 02:28 AM MDT	2.75	77.36	33.9%	83.29	NO
08/02/20 02:38 AM MDT	2.99	77.36	34.0%	83.28	NO
08/02/20 02:48 AM MDT	2.80	77.18	34.0%	83.26	NO
08/02/20 02:58 AM MDT	3.03	77.36	34.0%	83.25	NO
08/02/20 03:08 AM MDT	3.66	77.18	33.9%	83.24	NO
08/02/20 03:18 AM MDT	3.50	77.18	34.0%	83.24	NO
08/02/20 03:28 AM MDT	3.83	77.18	34.0%	83.24	NO
08/02/20 03:38 AM MDT	3.69	77.18	34.0%	83.23	NO
08/02/20 03:48 AM MDT	4.05	77.00	34.1%	83.24	NO
08/02/20 03:59 AM MDT	4.15	77.00	34.1%	83.24	NO
08/02/20 04:08 AM MDT	4.25	77.00	34.1%	83.24	NO
08/02/20 04:19 AM MDT	4.25	77.00	34.2%	83.23	NO
08/02/20 04:29 AM MDT	3.87	76.82	34.3%	83.23	NO
08/02/20 04:39 AM MDT	4.01	76.82	34.3%	83.24	NO
08/02/20 04:49 AM MDT	3.50	76.64	34.4%	83.23	NO
08/02/20 04:59 AM MDT	3.13	76.64	34.5%	83.26	NO
08/02/20 05:09 AM MDT	2.89	76.64	34.6%	83.28	NO
08/02/20 05:19 AM MDT	2.75	76.64	34.8%	83.29	NO
08/02/20 05:29 AM MDT	3.03	76.46	34.9%	83.29	NO
08/02/20 05:39 AM MDT	3.59	76.46	35.1%	83.29	NO
08/02/20 05:49 AM MDT	3.87	76.28	35.2%	83.29	NO
08/02/20 05:59 AM MDT	3.87	76.28	35.3%	83.30	NO
08/02/20 06:09 AM MDT	4.25	76.28	36.9%	83.32	NO

Data Readings for Test Site net.isg.data.breeze.RadonTestLocation@244497c3 (Continued)

Reading Time Stamp	Radon Reading pCi/L	Temp °F	Humidity	Pressure kPA	Tampered
08/02/20 06:29 AM MDT	4.25	75.92	37.4%	83.32	NO
08/02/20 06:39 AM MDT	3.69	76.10	37.2%	83.32	NO
08/02/20 06:49 AM MDT	3.50	75.92	36.8%	83.34	NO
08/02/20 06:59 AM MDT	3.55	75.74	36.8%	83.34	NO
08/02/20 07:09 AM MDT	3.55	75.92	37.0%	83.35	NO
08/02/20 07:19 AM MDT	3.41	75.92	37.6%	83.35	YES



Device Performance Test Results

TEST-ID: #647

Report Date 7/11/2020

Client Breeze
698 Pro Med Lane
Carmel
Indiana
46032

Attention Aaron Day
833-450-2946
aday@rswarranty.com

The following devices were submitted for testing in the Radiation Safety Institute of Canada Radon Chamber. A summary of the test results is presented below.

Test Performed by Brian Bjorndal

Chamber Reference Conditions

Gamma (nSv/hr)	340	Temperature (C)	25	Start Date	7/7/2020 9:00:00 AM	Test Duration (Hours)	54.00
Elevation (m)	482	Humidity (%)	48	End Date	7/9/2020 3:00:00 PM	Exposure (PCi-h/l)	1468.16
		Pressure (mbar)	943			Target (PCi/l)	27
						RnP (WL)	NA

Performance Test Results

Manufacturer	Model	Serial Number	Start Date	End Date	Result (PCi/l)	Target (PCi/l)	Relative Percent Error (%)	Pass/Fail
Breeze	Breeze	10951	7/7/2020 9:00:00 AM	7/9/2020 3:00:00 PM	25.29	27.19	-6.99%	Pass

In accordance with C-NRPP and AARST-NRPP guidelines, devices will pass the performance test if each device exposure result is within +/- 25% of the radon chamber target concentration.

If you have any questions about the test results, please contact the Institute at 306-975-0566, or by email at chamber@radiationsafety.ca.

Reviewed and Approved By: Brian Bjorndal, M.Sc., P.Phys.
Manager and Scientist

Date: 7/11/2020

QC: OM

